

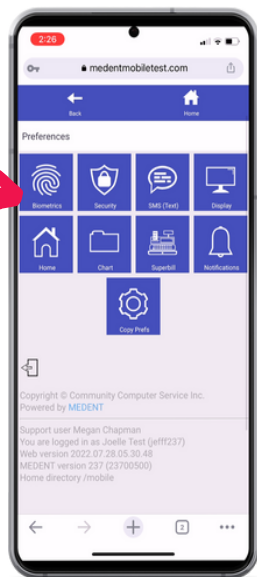
MEDENT Mobile Biometric Login

HOW TO USE TOUCH OR FACE ID TO LOG INTO MEDENT MOBILE


NOTE: The mobile user must already be set up for MEDENT Mobile and previously logged in. The mobile user must register a Biometric Login for each desired browser on each device.

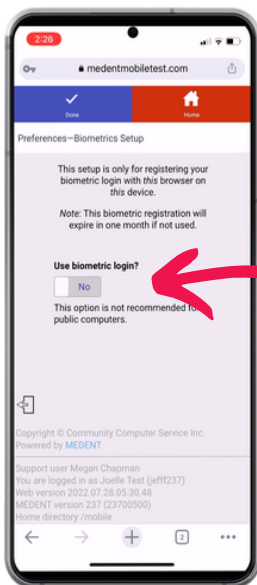
NEW!

Note: This button only appears when a user has an updated webmain and is using a browser and device that supports it.



Open Preferences

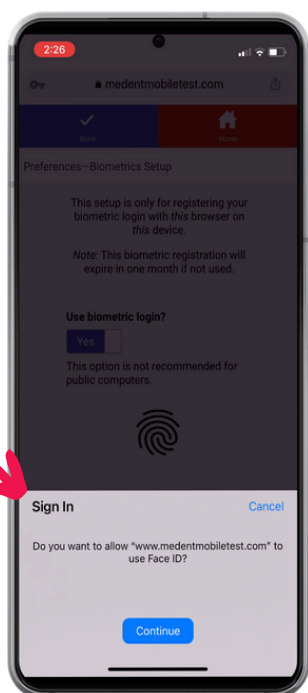
After logging into MEDENT Mobile using the standard user ID and password, press the gear icon  to open the Preferences page.



Setting this to Yes will initiate the registration process, which will differ for each operating system.

Open Biometrics Setup

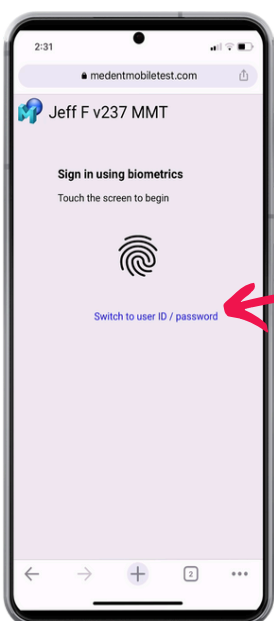
Click **Biometrics** to open the setup page. Set **Use biometric login** to **Yes**.



Follow the prompts to allow biometric login.

Complete Registration Process

Generally the user will "Verify your identity" with a fingerprint or Face ID. After completing the registration process, the user will automatically be brought back to the main Preferences page.



Click here to sign in with a user ID and password instead.

Use Touch or Face ID to log in!

Sign in using biometrics! Once you've previously registered a biometric login, you can always switch to user ID/password instead.