

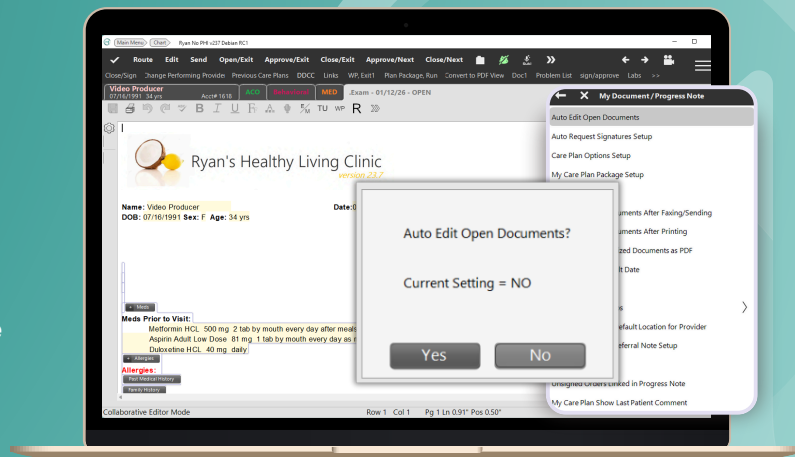


So you're looking to enable Auto Edit in medent.

What's next?

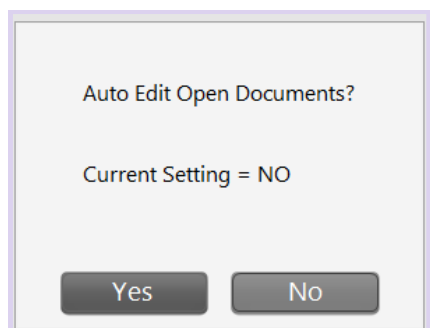
The Auto Edit feature allows you to edit Open documents instantly, without having to click the Edit button first.

It streamlines your documentation process, potentially saving you dozens of clicks a day!



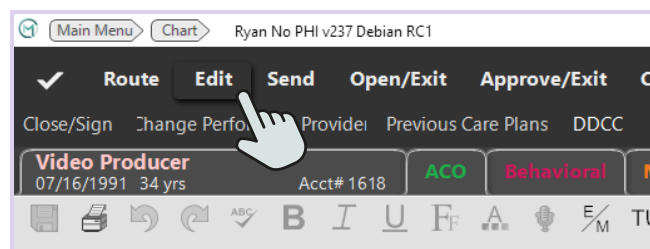
For Individual Users

- Under Medical Records, click **Preferences > My Preferences > My Document/Progress Note > Auto Edit Open Documents**.
- Click Yes.



Without Auto Edit Enabled

- Users must click the Edit button at the top of the screen prior to being able to edit the document.



With Auto Edit Enabled

- There is no Edit button! Users can simply start typing within an open document.

Practice-Wide Rollout

- Under Medical Records, click **Preferences > Other Preferences > Document/Progress Note > Auto Edit Open Documents for Others**.
- Select individual users or click **All** to select all users. Then, click **OK**.

NOTE: You may need to exit medent and log back in to activate the changes.



Questions? Submit a support request at medent.com.