

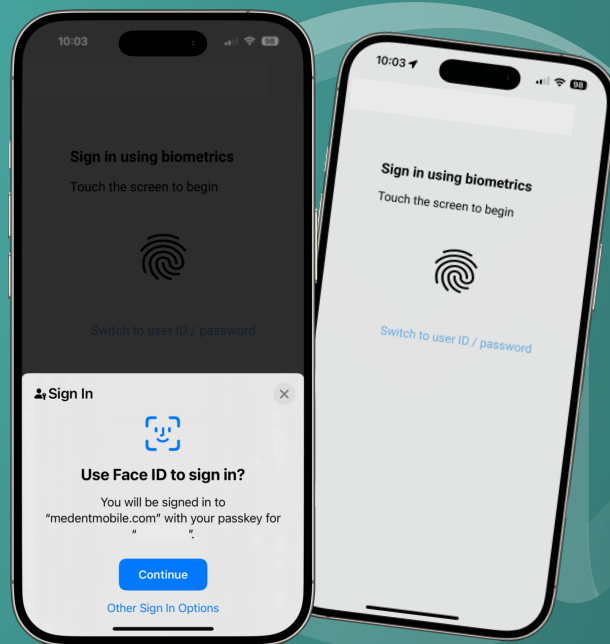


So you want to set up biometrics for medent Mobile.


What's next?


To use biometrics to log into medent Mobile, your mobile device must support biometrics.

Biometrics must be set up on the device prior to enabling this login option for medent Mobile. Please consult your device manual or check with the manufacturer for setting up biometrics on your device.


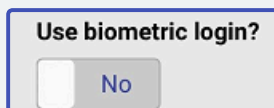


To Enable Biometrics

- After setting up biometrics on your device, log into medent Mobile with your username and password.
- Click the gear icon  in the lower left corner to access your preferences.
- Click Biometrics.



- Switch **Use biometric login?** to Yes and follow the prompts to allow biometric login on your device.

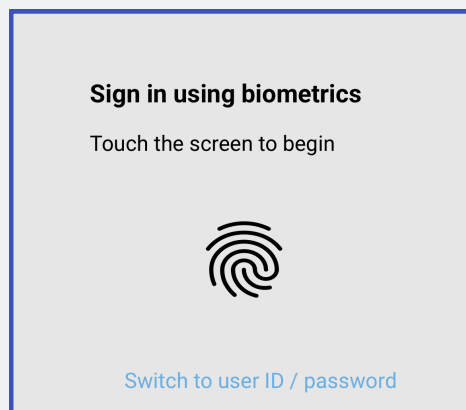


NOTE: The user will generally need to verify their identity with the biometric (fingerprint or face ID).

- If biometric login cannot be enabled, you will receive the message "Registration canceled." This usually occurs because the device does not support biometrics and/or the biometric is not already set up on the device.

To Use Biometrics

- Once enabled, the next time you access the login screen on the device/browser it was set up on, you will be defaulted to log in with the biometric. You can switch to user ID/password if needed.



NOTE: Each setup/registration is only valid on the device used when it was enabled. If multiple devices or browsers are used to log into medent Mobile, the user will need to complete the biometric setup for each device/browser.



Questions? Submit a support request at medent.com.