



# So you want to run medent Mobile as an app.

## What's next?


medent Mobile is a web-based application that was designed for smartphones and tablets. You can run it as an app by adding medent Mobile to your device's home screen.

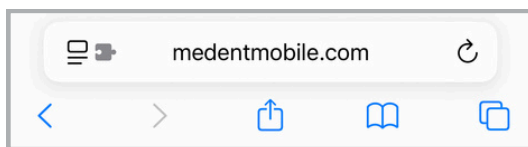


## iPhone

- Open Safari. Go to medentmobile.com.



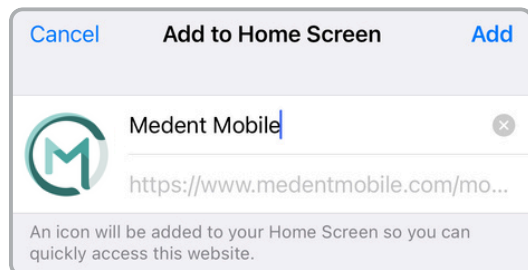
- Click  at the bottom of the screen.



- Select Add to Home Screen.



- Edit the name of the bookmark. Then, click Add.




**NOTE:** You need to enter your Access ID when you log into medent Mobile from a new device or browser.

## Android

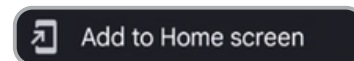
- Open your browser. Go to medentmobile.com.




- Click the Menu button  at the top right corner of the screen.




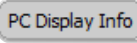
- Select Add to Home screen.



- Select the Install option and click Install.



## Access ID

- From your main medent system, click the Notification menu  in the top right corner.
- Select **Help and Video Tutorials > About medent**.
- Click **PC Display Info**  in the bottom left corner.
- The Access ID is listed as **CloudID**.