



How to Add medent Mobile

medent Mobile is a web-based application that was designed for smartphones and tablets. You can run it as an app by adding medent Mobile to your home screen.


ANDROID



1. Open your browser. Go to medentmobile.com.
2. Click the Menu button  in the top right corner.
3. Select **Add to Home Screen**.
4. Select the Install option.
5. Click Install.


iPhone/iPad



1. Open Safari. Go to medentmobile.com.
2. Push  at the bottom of the screen.
3. Select Add to Home Screen.
4. Edit the name of the bookmark.
5. Click Add at the top right of the screen.

NOTE: Access ID

You will be asked for your Access ID when you log into medent Mobile from a new device or browser. To find your Access ID, from your main medent system:

1. Click  in the top right corner.
2. Click **Help and Video Tutorials > About medent**.
3. Select **PC Display Info** in the bottom left corner of the popup. The ID is listed as CloudID.

If medent Mobile 2 Factor Authentication is enabled at your practice, you will be required to enter a code received via SMS text to complete the login process from medent Mobile.