

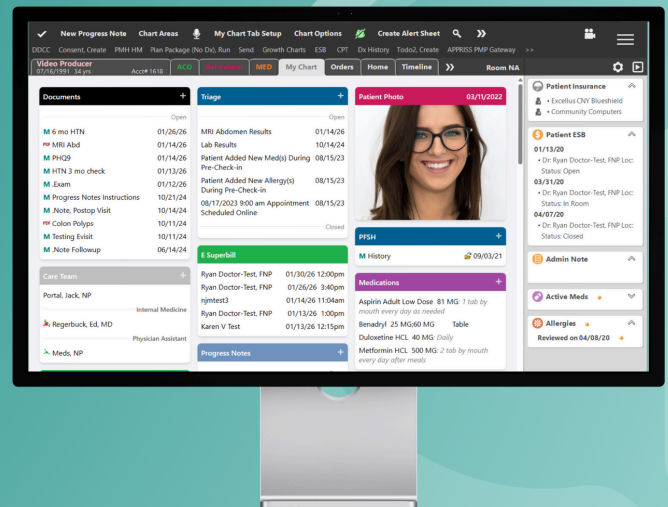


So you want to display specific info & links in medent.


## Show your Sidebar!

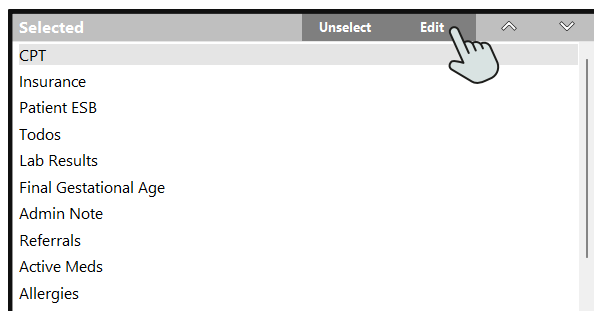
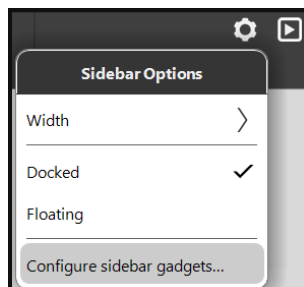
medent's Sidebar status is set per session and allows users to customize the information and links that display on the side of different screens.

Each screen is set up individually. Users can also set their desired Sidebar width and font size.



## Navigation Steps

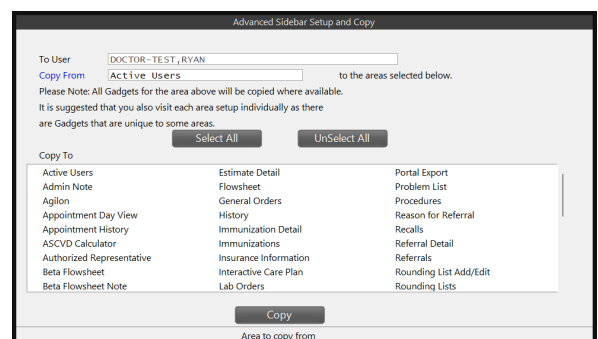
- To display the Sidebar, click the notification menu  in the top right corner of the screen and select **Show Sidebar**.
- Click the gear icon and **Configure sidebar gadgets...**
- Select your gadgets and click **Edit** to make further adjustments.



**Note:** Not all choices are available on all sidebar screens. Available items are based on their overall usefulness and practicality.

## Advanced Setup & Copy

- Users can click **Advanced Setup & Copy** in Sidebar Setup to copy the sidebar from one area to another/others.



- Click **Copy Other User Settings** in Advanced Setup & Copy to select a user whose sidebar selections you would like to copy.

**Note:** Users can also set up the sidebar through Medical Records > Preferences > My Preferences > My Sidebar Setup.



Questions? Submit a support request at [medent.com](https://medent.com).