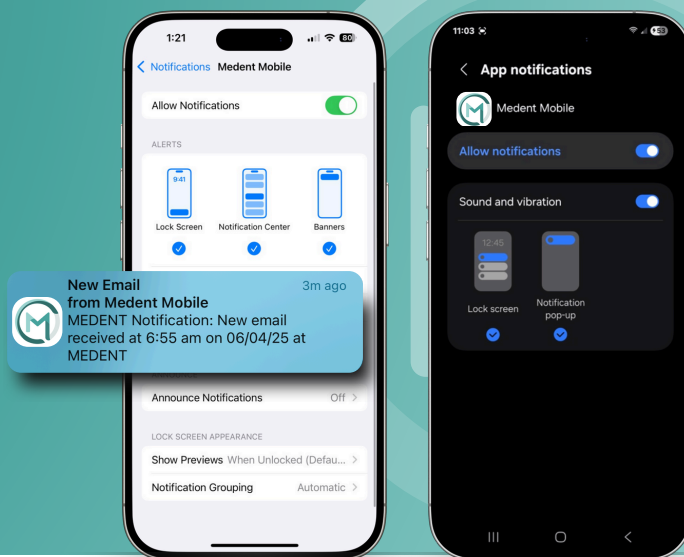





So you want to enable Push Notifications for medent Mobile.


What's next?

First, make sure you're running medent Mobile as an app from your home screen!

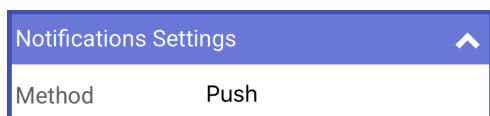


Enable in medent Mobile

- Click the gear icon  in the bottom left corner of medent Mobile.
- Click Notifications.



- Next to Method, select Push.



- Customize what you'd like to receive push notifications for (e.g. Triage, Documents, Emails, etc.). Then, click Done.

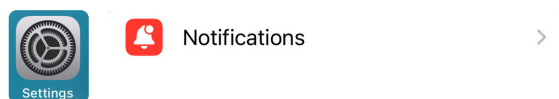
NOTE: You may still need to allow notifications in your phone's settings.



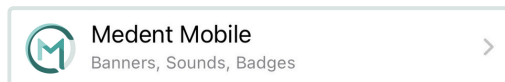
Questions? Submit a support request at medent.com.

iPhone


- Open Settings. Select Notifications.



- Scroll to find medent Mobile in the list.

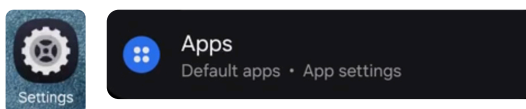


- Toggle to Allow Notifications.

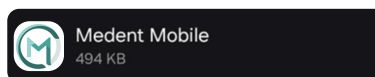


Android

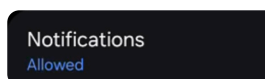
- Open Settings. Select Apps.



- Scroll to find medent Mobile.



- Click Notifications.



- Toggle to Allow Notifications.

